



# STANDARD PATTERNS BOOK

PROFILES APPROVED FOR INTERIOR & EXTERIOR

100% REDWOOD



WUI APPROVED



30 YEAR WARRANTY



MADE IN USA



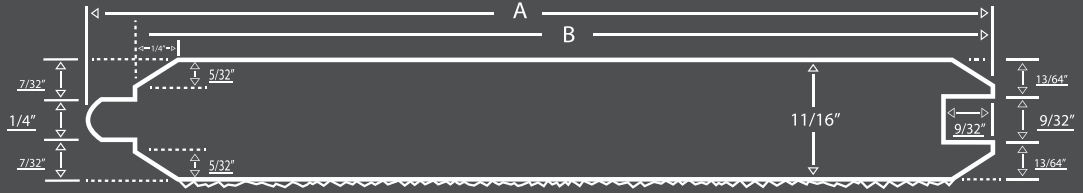
ASK AN EXPERT  
INFO@NUSKUFIREBLOCKER.COM  
WWW.NUSKUFIREBLOCKER.COM  
909.591.4841



NUSKU  
FIREBLOCKER



# 1" T&G REVERSIBLE - 1/4" V (S1S-SAW TEXTURED 1S)



Nominal Size	Pattern Number	A	B	Conversion Factor
1x4	709R	3-3/8	3-1/8	1.28
1x6	711R	5-3/8	5-1/8	1.18
1x8	712R	7-1/8	6-7/8	1.17
1x10	713R	9-1/8	8-7/8	1.13



**PRIMED FINGER JOINT REDWOOD**

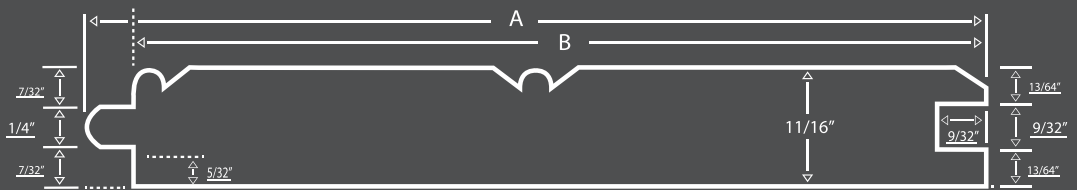


CEILING

SOFFIT

INTERIOR

# 1" T&G ECB w/ BUTT JOINT BACK (S2S-ECB1S)




Nominal Size	Pattern Number	A	B	Conversion Factor
1x4*	T&G ECB	3-3/8	3-1/8	1.28 *Not in Stock
1x6	T&G ECB	5-3/8	5-1/8	1.18



PRIMED FINGER JOINT REDWOOD



# 1/2" RABBETED BEVEL SIDING (ROUND EDGE - S1S2E)



Nominal Size	Pattern Number	A	Conversion Factor
1/2x4	400	3-1/2	1.28

\*Under ALS Size



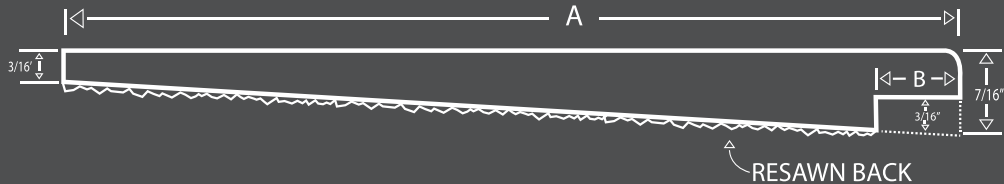


SIDING

EXTERIOR

REMODEL

## 1/2" RABBETED BEVEL SIDING (S1S2E)



Nominal Size	Pattern Number	A	Conversion Factor	
1/2x4*	360	3-1/2	1.28	*Not in Stock
1/2x6	362	5-3/8	1.17	
1/2x8	363	7-1/4	1.17	



PRIMED FINGER JOINT REDWOOD




SIDING

EXTERIOR

NEW BUILD

## 3/4" RABBETED BEVEL SIDING NEW SCHOOL - (S1S2E)



Nominal Size	Pattern Number	A	Conversion Factor
3/4x6	371	5-1/2	1.17
3/4x8	372	7-1/4	1.17
3/4x10	373	9-1/4	1.13



PRIMED FINGER JOINT REDWOOD




SIDING

EXTERIOR

NEW BUILD

## 3/4" RABBETED BEVEL SIDING OLD SCHOOL - (S1S2E)



Nominal Size	Pattern Number	A	Conversion Factor
3/4x6	371	5-1/2	1.17
3/4x8	L372	7-1/2	1.17
3/4x10	L373	9-1/2	1.13



PRIMED FINGER JOINT REDWOOD

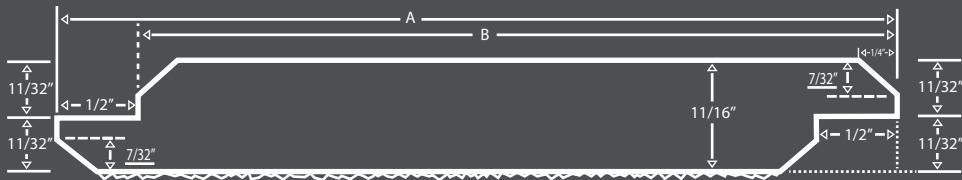


EAVES

SIDING

CEILING

## 1" SHIPLAP REVERSIBLE - 1/4" V (S1S - SAW TEXTURED 1S)



Nominal Size	Pattern Number	A	B	Conversion Factor
1x6	WP-11R	5-3/8	4-7/8	1.24
1x8	WP-11R	7-1/8	6-5/8	1.21
1x10*	WP-11R	9-1/8	8-5/8	1.16

\*Not in Stock

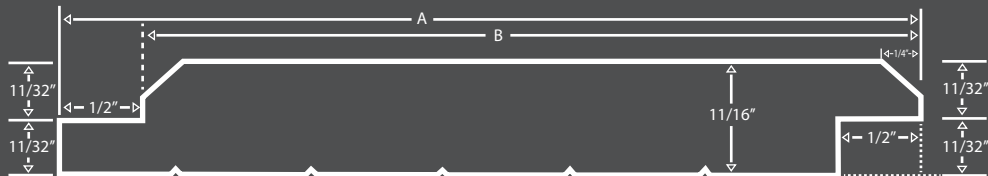


PRIMED FINGER JOINT REDWOOD





# 1" SHIPLAP - 1/4" V (S1S)



Nominal Size	Pattern Number	A	B	Conversion Factor
1x6	793	5-1/2	5	1.24
1x8	794	7-1/2	7	1.21
1x10	795	9-1/2	9	1.16



**PRIMED FINGER JOINT REDWOOD**

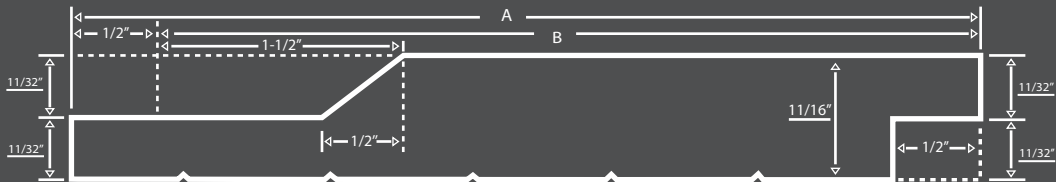


SIDING

EXTERIOR

REMODEL

# 1" SHIPLAP BEVEL CHANNEL (S1S)



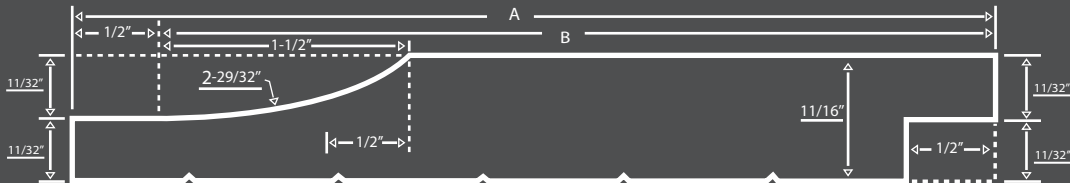
Nominal Size	Pattern Number	A	B	Conversion Factor
1x8	773	7-1/2	7	1.16
1x10	773	9-1/2	9	1.16



PRIMED FINGER JOINT REDWOOD



# 1" SHIPLAP COVE (S1S)



**SIDING**  
**EXTERIOR**  
**REMODEL**

Nominal Size	Pattern Number	A	B	Conversion Factor
1x6*	770	5-1/2	5	1.24 <small>*Not in Stock</small>
1x8	771	7-1/2	7	1.21
1x10	772	9-1/2	9	1.16



**PRIMED FINGER JOINT REDWOOD**

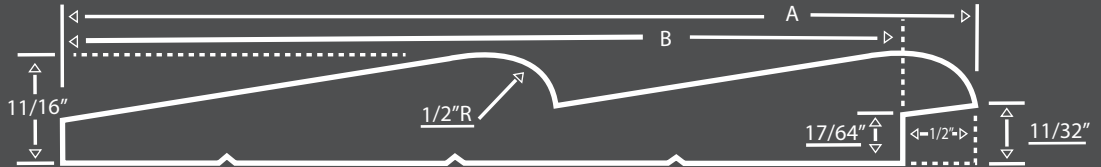


SIDING

EXTERIOR

REMODEL

# 1" SHIPLAP DROP SIDING (2 LAP - S1S)



Nominal Size	Pattern Number	A	B	Conversion Factor
1x6	430	5-1/2	5	1.20
1x8	431	7-1/2	7	1.15



PRIMED FINGER JOINT REDWOOD

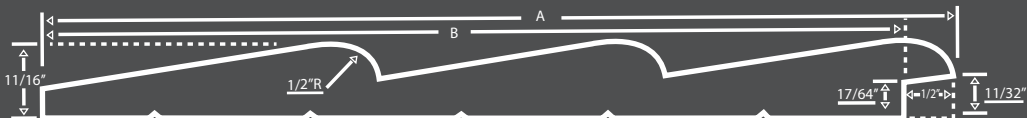


SIDING

EXTERIOR

REMODEL

# 1" SHIPLAP DROP SIDING (3 LAP - S1S)



Nominal Size	Pattern Number	A	B	Conversion Factor
1x8	432	7-1/2	7	1.20
1x10	433	9-1/2	9	1.15



PRIMED FINGER JOINT REDWOOD



FIREBLOCKER

TRIM

FASCIA

CORNERS

1" S1S2E BOARDS  
(SAW TEXTURED BACK)

1x2 - 1x14 (16' & 20')


11/16"

Nominal Size	Net Size	Nominal Size	Net Size
1x2	1-1/2	1x8	7-1/4
1x3	2-1/2	1x10	9-1/4
1x4	3-1/2	1x12	11-1/4
1x6	5-1/2	1x14	13-1/4

PRIMED FINGER JOINT REDWOOD



## 5/4" S1S2E BOARDS (SAW TEXTURED BACK)



Nominal Size	Net Size
5/4x4	3-1/2
5/4x6	5-1/2
5/4x8	7-1/4

Nominal Size	Net Size
5/4x10	9-1/4
5/4x12	11-1/4
10 & 12" WIDTHS NOT IN STOCK	



**PRIMED FINGER JOINT REDWOOD**



## 2" S1S2E BOARDS (SAW TEXTURED BACK)

2x2 - 2x14 (16' & 20')

1-1/2"

Nominal Size	Net Size	Nominal Size	Net Size
2x2	1-1/2	2x8	7-1/4
2x3	2-1/2	2x10	9-1/4
2x4	3-1/2	2x12	11-1/4
2x6	5-1/2	2x14	13-1/4

**BELLY BAND**

**EXTERIOR**

**FASCIA**

**PRIMED FINGER JOINT REDWOOD**

